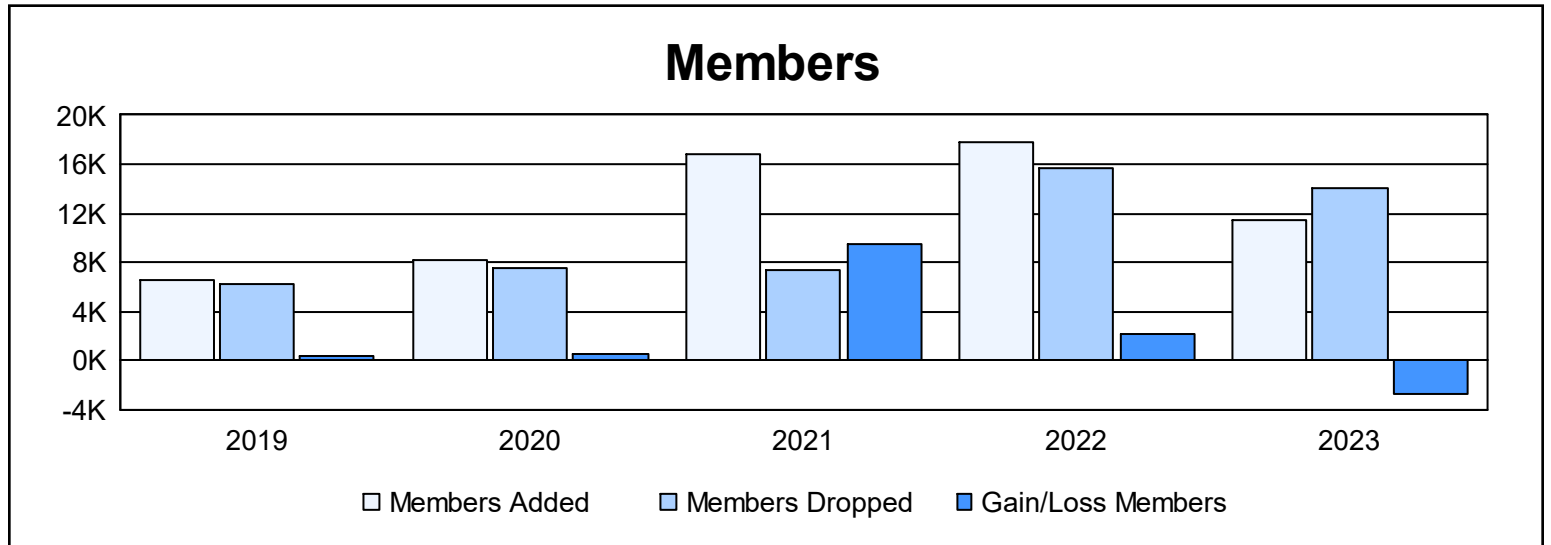
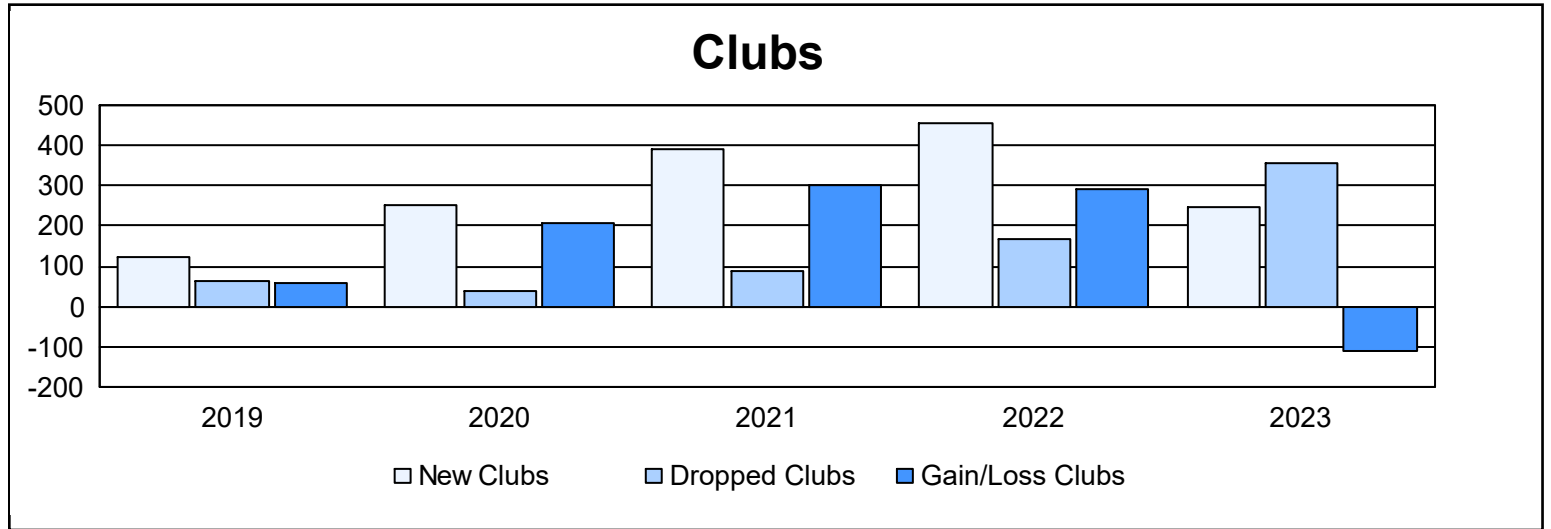
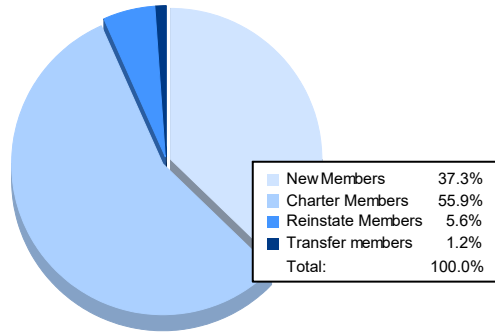


Year	New Clubs	Dropped Clubs	Gain/ Loss Clubs	New Members	Charter Members	Reinstate Members	Transfer Members	Total Member Added	Total Members Dropped	Gain/ Loss Members
2018-2019	123	64	59	2,864	3,457	225	36	6,582	6,289	293
2019-2020	249	40	209	2,298	5,654	195	29	8,176	7,583	593
2020-2021	389	88	301	7,061	9,534	227	52	16,874	7,376	9,498
2021-2022	455	165	290	6,471	10,948	310	97	17,826	15,674	2,152
2022-2023	245	357	-112	4,244	6,357	641	132	11,374	14,048	-2,674
Average	292	143	149	4,588	7,190	320	69	12,166	10,194	1,972



Membership Composition June 2023 Cumulative



Gender Composition June 2023 Cumulative

